

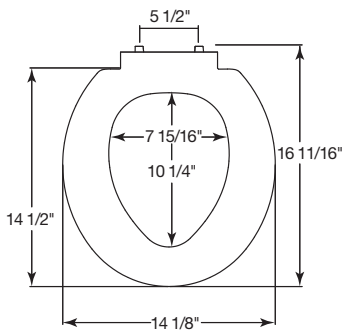


R E S I D E N T I A L P L A S T I C S E A T S

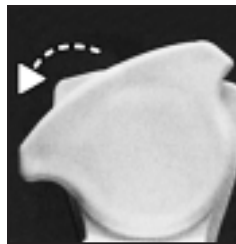


200SLOW

WHISPER•CLOSE™ with EASY•CLEAN & CHANGE™
 Seats shall be No. 200SLOW as manufactured by Bemis Manufacturing Co. Seats shall be heavy weight and injection molded of solid plastic. Seats shall be closed front with cover for round bowl and feature large molded-in bumpers. Color matched hinges contain stainless steel pintles, non-corrosive top-tightening bolts, wing nuts and no-slip washers. Whisper•Close™ with Easy•Clean & Change™ hinge eliminates slamming and pinched fingers and lifts off for easy cleaning. The “locked-in” hinge design prevents wobbling. Color to be _____. (specify white or fixture manufacturer’s color)




Ring thickness is 5/8"
 Ring thickness including the bumper is 7/8"
 Height of the seat with cover is 2-7/16"



TWIST HINGE TO UNLOCK



EASY•CLEAN & CHANGE™ FEATURE



EASY REMOVAL OF TOILET SEAT FOR THOROUGH CLEANING



SILENT WHISPER•CLOSE™ FEATURE