



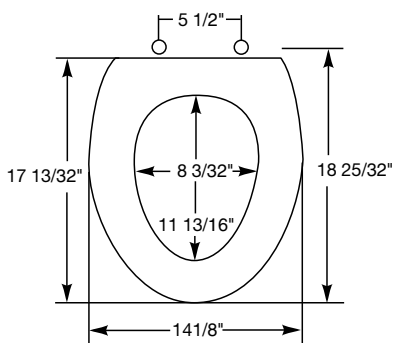
R E S I D E N T I A L M O L D E D W O O D S E A T S



1500EC

EASY•CLEAN & CHANGE™

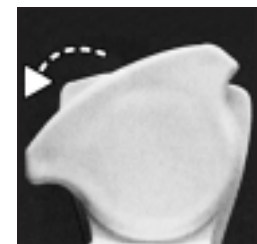
Seats shall be 1500EC as manufactured by Bemis Manufacturing Co. Seats shall be molded wood, multi-coat enamel finish with closed front and cover to fit elongated bowl. Color-matched bumpers and hinges. Easy•Clean & Change™ hinges with non-corrosive, Lift-Off™, top-tightening bolts, wing nuts and no-slip washers. Color to be _____. (specify white or fixture manufacturer's color)




Ring thickness is 3/4"
 Ring thickness including the bumper is 1-1/16"
 Height of the seat with cover is 1-7/8"



EASY•CLEAN & CHANGE™
HINGE



TWIST HINGE TO UNLOCK



LIFT-OFF™ FEATURE



EASY•CLEAN & CHANGE™
LIFTS OFF FOR EASY
CLEANING